



Established over 40 years ago, Blagdon are committed to producing a comprehensive range of high quality, easy to use, pond equipment. An ongoing programme of research and development ensures excellent performance and value for all their customers. This product excellence is demonstrated by Blagdon's award winning range of water gardening equipment. As a result Blagdon's reputation for quality is unrivalled amongst experienced pond gardeners and retailers alike.

**Blagdon - The Pond Masters**  
The name you can rely on

Interpet  
Dorking, Surrey, RH4 3YX

Leaflet Code: POS 0008



THE POND MASTERS GUIDE TO  
**PHOTECH  
AMPHIBIOUS**  
PA35/PA320/PA520





THE POND MASTERS GUIDE TO  
**PHOTECH**  
**AMPHIBIOUS**  
**PA35/PA320/PA520**

Congratulations on buying a Blagdon Photech light.  
Photech Amphibious garden and pond lighting  
creates beautiful lighting effects.  
Quick and easy to install with a wide range  
of versatile installation options.

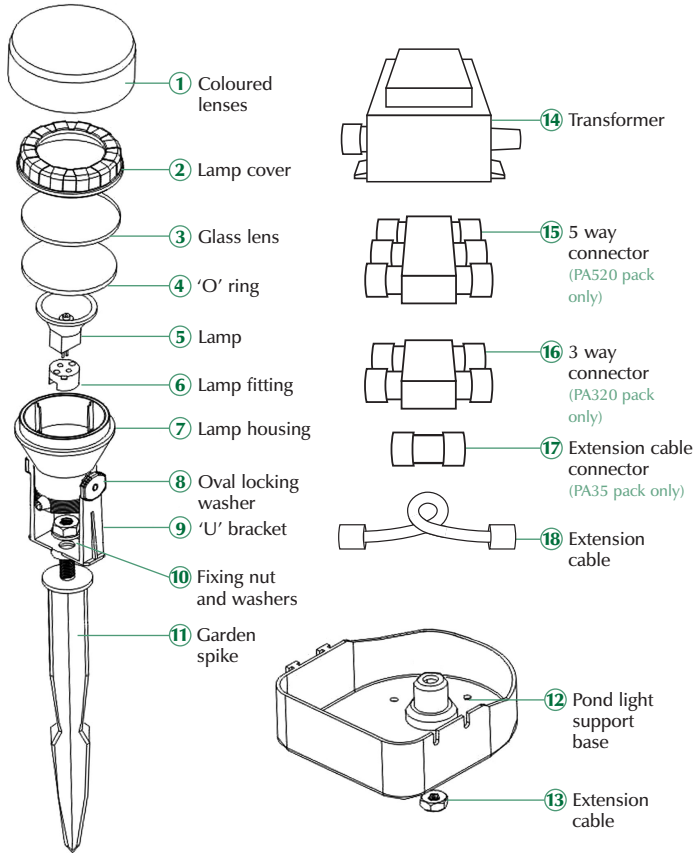
**IMPORTANT**

Please attach proof of purchase to this manual  
and file in a safe place.

**1. CONTENTS**

<b>Getting to know your Photech Amphibious Lighting system</b> .....	<b>2</b>
Spare parts .....	2-3
Technical Specification .....	3
<b>Installation</b> .....	<b>4</b>
Electrical installation .....	4
Location .....	5
Adjusting the spotlights .....	6-7
<b>Maintenance</b> .....	<b>8</b>
<b>Faults - Problems Procedure</b> .....	<b>9</b>
Consumer Advice Contact Details .....	9
<b>Guarantee</b> .....	<b>9</b>

## GETTING TO KNOW YOUR PHOTECH AMPHIBIOUS LIGHTING SYSTEM



## GETTING TO KNOW YOUR PHOTECH AMPHIBIOUS LIGHTING SYSTEM

No.	Photech Amphibious Parts Description	Spare Code
1.	Coloured lenses set of 4	1021289
2.	Lamp cover	1021296
3.	Glass lens	1021302
4.	Lens 'O' ring	1021319
5.	Lamp 20w Lamp 35w (single set only)	1021326 1021333
6.	Lamp fitting	-
7.	Lamp housing	-
8.	Oval locking washer	1021340
9.	'U' Bracket	1021357
10.	Fixing nut and washers	1021364
11.	Garden spike	1021371
12.	Pond light support base	1021388
13.	Fixing nut and washers	1021364
14.	Weatherproof transformer, single 35w 3 x 20w 5 x 20w	1021395 1021401 1021418
15.	5 way connector	1021425
16.	3 way connector	1021432
17.	Extension cable connector	1021449
18.	5 meter extension cable with connector 10 meter extension cable with connector	1021456 1021463

### Technical Specification

Photech Amphibious Light	PA35	PA320	PA520
Cable Mains	3m	3m	3m
Cable Low Voltage	10m	5m + 3x 5m	5m + 5x 5m
Transformer Voltage	230V	230V	230V
Transformer Hertz	50Hz	50 Hz	50 Hz
Low voltage	12V	12V	12V
Lamp Wattage	35w	20W	20W

# INSTALLATION

## Electrical installation



The power supply must meet the specifications on the product.

The transformer is intended to be used with either a weatherproof switchbox cable connector or permanently connected to the fixed wiring in the main system other than by means of a plug and socket.

The cores in the supply cable are coloured in accordance with the following code: **Brown = Live, Blue = Neutral, Green/Yellow = Earth.**

The electric cable is permanently connected and sealed in the transformer body. If the supply cable is damaged the transformer must not be used.

Do not use the supply cable to lift the transformer as this may cause damage.



### WARNING - THIS PRODUCT MUST BE EARTHED

A Residual Current Device (RCD), also known as the Residual Current Circuit Breaker (RCCB), with a tripping current not exceeding 30mA must be installed in the supply circuit.

A means of disconnection from the supply having a contact separation of at least 3mm in all poles must be incorporated in the fixed wiring.

For permanent installations to the mains supply, it is necessary to conform to the regulations of the local electricity authority and this would include the use of a metal or plastic conduit to protect the cable.

Attention has been drawn to the fact that special rules may exist concerning the installation of your transformer (i.e. local building regulations).

Always disconnect the mains electricity supply whilst the equipment is being installed, repaired, maintained or handled. Consult a qualified electrician if in any doubt about wiring this product to the main supply.

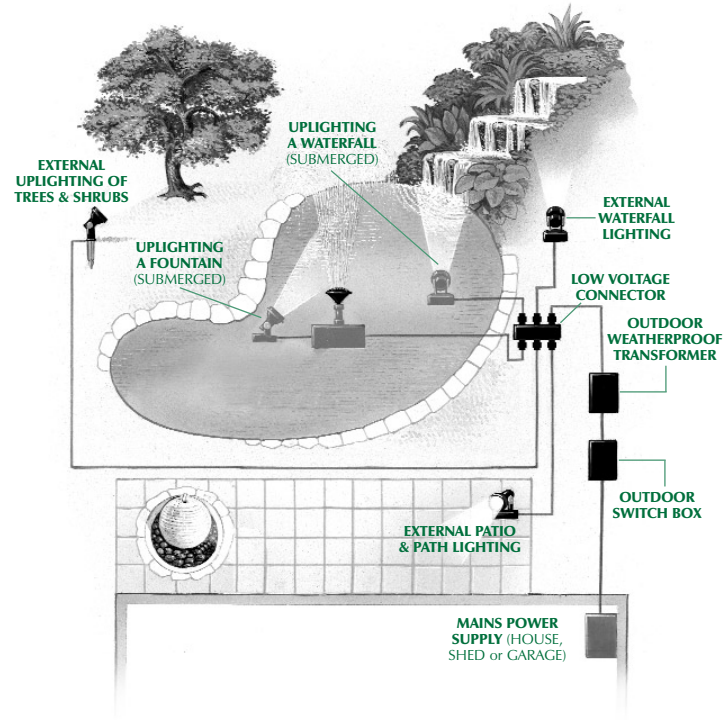


**Warning** - This transformer must not be used in ponds.  
For external installation only.

# INSTALLATION

## EXAMPLE SHOWN: PA520

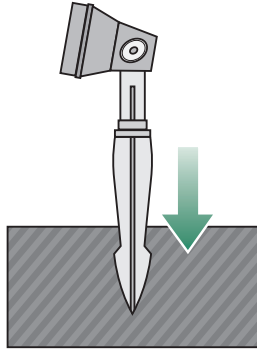
(5x 20W LAMP SET)



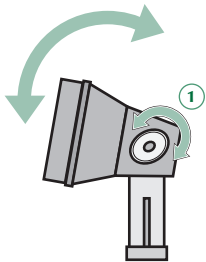
## INSTALLATION

### GARDEN SPIKE:

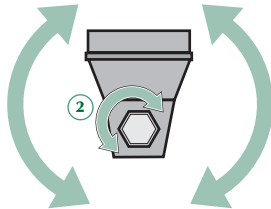
Insert the garden spike into soil or gravel for external installation.



### SPOTLIGHT ADJUSTMENT:



1. Release the oval locking washer and tighten when in position.

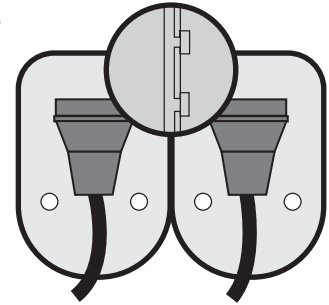


2. Release the fixing nut and tighten when in position.

## INSTALLATION

### POND LIGHT BASE:

The light bases can be linked and weighted with stones or gravel for stability.

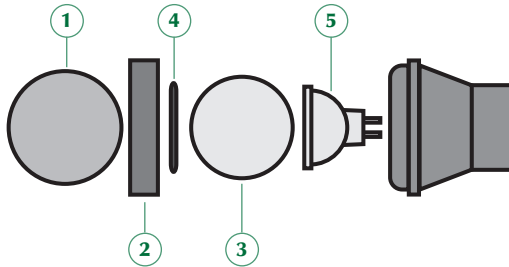


## MAINTENANCE

Before any operation, turn off the spotlight and disconnect the mains from the power socket. The spotlight can now be removed from the pond. If you have used the coloured lens (1), you must remove it, after which you can unscrew the lamp cover (2) to remove the transparent glass (3) and associated O ring (4).

When the spotlight has been dismantled in this way, the halogen lamp (5) can be removed and replaced.

Reassemble in the reverse order.



## IMPORTANT

### FAULTS - PROBLEMS PROCEDURE

Before returning your Photech Amphibious pond and garden lighting system to your dealer or contacting our Consumer Advice Department, please carry out the following steps. This will solve most problems quickly and easily.

1. Ensure electrical procedure has been followed fully. Check fuse and any cable connectors/switch boxes.
2. Return light to point of purchase for inspection and advice (you may need proof of purchase).

### Consumer Advice contact details

#### Interpet (Blagdon) Consumer Advice Department

Vincent Lane, Dorking, Surrey RH4 3YX

**Telephone:** 0845 226 7437

(Monday to Friday 10am to 4pm except Bank Holidays - Times may vary)

**Fax:** 01306 876712 **E-mail:** [customercare@interpet.co.uk](mailto:customercare@interpet.co.uk)

## GUARANTEE

This guarantee is offered as an extra benefit and does not affect your statutory rights as a consumer in any way. This product is guaranteed against defects in material and workmanship for 2 years from the date of purchase, under normal usage. **The guarantee DOES NOT APPLY in case of improper use**, negligence, lack of maintenance or accidental damage either to the lights, transformer or to the replaceable parts. If the lights or transformer fail due to a manufacturing fault within this period it will be either repaired or replaced free of charge. Liability is limited to replacement of the faulty product only, no other costs will be reimbursed. This guarantee is not transferable and does not affect your statutory rights. This guarantee does not confer any rights other than those expressly set out above. Excludes lamps, O rings, coloured lenses or washers.